



# DokuWiki

DokuWiki is a **PHP based** wiki engine that was originally developed for a small company's documentation needs.

Its mix of being **very extensible** on the one hand and having a strong focus on **ease of use** at the other hand quickly made it one of the most popular wiki engines.

Find more info at

[www.dokuwiki.org](http://www.dokuwiki.org)

Today, DokuWiki is used by a plethora of different users and companies on a broad range of topics. From personal notebook, over software documentation, to large enterprise intranets. DokuWiki has even grown beyond the classical wiki scope and is used for blogging and as a simple website CMS.

**Wiki** is Hawaiian for fast. Ward Cunningham borrowed the term for his first wiki implementation in 1994 to point out how fast content can be created and edited with a wiki.

## Easy Editing

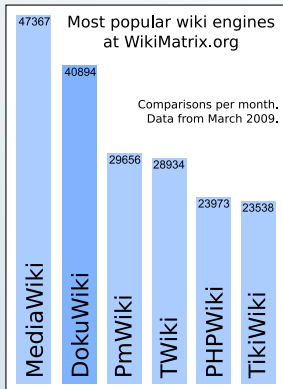
DokuWiki makes it very easy to edit pages. Like other wikis, DokuWiki uses a special syntax to format the text. The main focus on developing the **syntax** was to keep it **readable and easy to remember**.

Most syntax elements will already be familiar to you from their common use in emails



To aid novice users in text formatting, DokuWiki integrates a **toolbar** giving access to the most **common markup**. Users can simply select some text and have it formatted by a button click, just like in any word processor.

Editing long pages is simplified in DokuWiki by the use of **section editing**. This feature allows a user to edit just a small part of a longer page, making it easier to find the spot you wanted to change.



## File System Based

DokuWiki **doesn't need a database**. All pages are stored exactly as you write them as **text files** on the file system. This may sound unusual at first, but has several advantages.

Modern file systems are heavily **optimized for simple read/write operations** and automatically cache frequently used data. DokuWiki profits from these optimizations and **avoids database overhead**. Using files also **makes backups easy**. Just copy the files, no complicated database dumps needed. Wiki pages can even be created by a script writing to a file inside the page folder.

Of course you don't need to compromise in speed and scalability with DokuWiki. By using a **sophisticated indexing system**, DokuWiki keeps your data easily accessible and searchable even on large installations.

## Hierarchical Namespaces

Pages in DokuWiki can be arranged into so called namespaces. This makes it possible to organize different parts of the wiki into **separate organizational units**.


For example, you could assign a namespace to each department of your company or organize different product lines into separate namespaces.

Namespaces can be **arbitrary nested** for hierarchical info, or you can just ignore them for a flat structure approach.

### Index

This is an index over all available pages

- ▶ ar
- ▶ auth
- ▶ config
- ▼ devel
  - ▶ event
  - ▶ parser
  - ▶ templates
  - ▼ unittesting
    - php\_apd
    - action\_modes
    - action\_plugins
    - admin\_plugin\_skeleton
    - admin\_plugins



## Open Source

DokuWiki is **Free and Open Source software** licensed under the GNU General Public License Version 2 (GPL).

There are **no license costs** and no vendor lock in. You can modify the software as you like and can get support from many independent companies. The code is developed and maintained by a large developer and user community.

## Media Files

DokuWiki allows you to upload additional files to your wiki, like **images, videos or documents**. Instead of attaching them to a single page, like other wikis do, all files are uploaded to a **central repository** and can be (re)used on every page. Of course you can organize these files into namespaces and attach **ACL rules** to them.

Images can be embedded directly into your pages and DokuWiki can **automatically resize** them for you. DokuWiki can also read and write EXIF/IPTC tags in JPEG files.

**Media Files**

- Keep window open on selection
- root
- auth
- config
- devel
- example
- install
- multi
- plugin
- wiki
- discussion
- faq
- patch
- screencast
- tips
- tpl
- usersmileys

**example**

Upload a file to the current namespace here. To create subnamespaces, prepend them to your "Upload as" filename separated by colons.

Select file to upload:

Upload as (optional):

Overwrite existing file

---

diplomarbeit.pdf (2006/10/11 15:02 1 MB)

sunset.jpg (500x375 2006/10/11 14:58 73.5 KB)

**Sunset in Behei Park**  
A stone lantern in Behei park: Beijing on a late afternoon in December 2005.  
*Beijing, Behei park, sunset*

The Media Manager allows uploading and inserting images and other files into wiki pages.

JPEG descriptions can be edited here as well.

## Authentication and Permissions

Openness is a key concept of wikis. By default everyone can edit anything. But in the enterprise context this isn't always possible or desirable.

DokuWiki has a very **powerful Access Control Lists** feature. Permissions like write or read access can be tied to single pages or whole namespaces and be assigned to users or groups.

DokuWiki comes with its own authentication backend to store users and groups, but can easily be configured to use **various authentication backends** like LDAP or Active Directory, any MySQL or PostgreSQL database and many more.

Even **Single-Sign-On (SSO)** solutions are possible, so users will not need to login, once they authenticated on their workstation.

Permissions for @ALL

Members of group ALL currently have the following permissions in namespace \*: Read, Edit, Create.

Modify Entry

None
  Read
  Edit
  Create
  Upload
  Delete

## Links

Documentation:

<http://www.dokuwiki.org>

User Forum:

<http://forum.dokuwiki.org>

Bug Tracker:

<http://bugs.dokuwiki.org>

Development Mailing List:

<http://freelists.org/list/dokuwiki>

## References

There are thousands of DokuWiki installations worldwide. The lists below should give you a small glimpse on the broad range of DokuWiki users.

**Open Source projects:** PHP, Ruby On Rails, WinSCP, XFCE, SwiftMail, SimplePie, Citadel Groupware, FREESCO Single Floppy Router, Mailscanner, SimpleInvoices, ...

**Politics/Government Organizations:** Public Library in Goshen (NY), ICLEI-A/NZ - Local Governments for Sustainability New Zealand, Green Party Neustadt Germany, ...

**Companies:** HarzOptics GmbH, Oracle, Siemens Medical, IDS Scheer, Soluciones Tecno-Profesionales, ORF Enterprise, Schmauser Precision GmbH, AIA/AFB Insurance, Czech Tiscali Telecommunication, Krautzberger GmbH, Projektron GmbH, ...


**Communities:** Madriva Users Romania, German Unix User Group, Web Montag / Web Monday, Ubuntu France, Vietnamese Open Source Software Community, Linux Basics, ...

**NGOs:** 2nd Alveston Scouts, Turkey's Foundation for the Training and Protection of Mentally Handicapped Children, Atheists of Utah, ...

**Universities:** NTNU Trondheim Norway, San Jose State University, MCS University Lublin Poland, University of Gdansk Poland, George Mason University Fairfax USA, University of California Santa Cruz USA, University of Canberra Australia, University of Virginia USA, ...

## Extensible and Customizable

DokuWiki in itself is a powerful tool already. But needs differ between different users and applications. Instead of trying to satisfy everyone, DokuWiki concentrates on the core wiki functionality and provides a very **powerful plugin system**.



With plugins DokuWiki can be extended to do virtually anything. Popular examples are integration of blogging, comments or the mashup with other webservises. But also company specific services can be integrated (eg. to show data from ERP systems). There are already **over 400 plugins** available for download. Of course not only the functionality can be customized but the design as well. DokuWiki provides a **simple template system** (similar to the one used by the popular blogging platform Wordpress). This way your wiki can be adjusted to match your corporate design or to resemble the look of a platform your users might already be familiar with (like Wikipedia).



## Open Data Exchange

Data stored within DokuWiki is easily accessible. Not only is the page source simply available as text file, but Doku-

Wiki also provides data access via standardized interfaces like **RSS** and **ATOM** feeds or an **XMLRPC** interface. Custom exporters, eg. to export to Open Document Format, are available as plugins. Remote RSS or ATOM feeds can also be included into DokuWiki pages to make external data available in the wiki.

## Localization

The DokuWiki interface is translated in **more than 40 languages**.

UTF-8 encoding is used everywhere and texts can be stored in any language you can imagine. Even languages using a **right-to-left** system like Hebrew or Arabic are supported.

DokuWiki's **UTF-8 library** (or its spinoff `phputf8`) is used today in several other Open Source projects like Joomla, UseBB or FluxBB.

## DokuWiki Syntax Cheat Sheet

### Sections

```
===== Headline 1 =====
===== Headline 2 =====
==== Headline 3 =====
=== Headline 4 ===
== Headline 5 ==
```

The headlines are used to automatically create the table of contents (TOC) and to make editable sections.

### Images

```
{{logo.png?50&direct|A Logo}}
Image Parameters Title
50 resize to 50 pixel width
50x100 crop to 50x100 pixels
direct don't link to detail page
nolink don't link to original image
nocache never cache the image
recache use default cache expiry time
```

### Text Formatting

```
**bold**
//italic//
__underline__
''monospace''
<del>striked</del>
<sub>subscript</sub>
<sup>superscript</sup>
\\ forced linebreak
```

### Links

An external link with a title:  
[[http://dokuwiki.org|A Wiki]]  
[[page|A Page]] ◀ internal link with title  
A complex internal link to a page section:  
[[wiki:dokuwiki#Download|Get it]]  
Namespace Page Section Title  
[[page|{{logo.png}}]] ◀ Image link

### Lists

```
Unordered Ordered
* Item - Item
* Item - Item
* SubItem - SubItem
* Item - Item
```

List items need to start with two spaces before the marker. You may mix ordered and unordered lists.

### Code

```
<code>example</code>
<file>example</file>
<html>html code</html>
<php>php code</php>
```

**Other**  
(`((footnote))`) may contain markup  
%`don't parse%`  
---- horizontal rule  
~~`NOCACHE`~~ don't cache the page  
~~`NOTOC`~~ don't show the TOC

### Tables

```
^ Heading 1 ^ Heading 2 ^ Heading 3 ^
| Row 1 Col 1 | Row 1 Col 2 | Row 1 Col 3 |
| Row 2 Col 1 | colspan (note the double pipe)|
| Row 3 Col 1 | Row 2 Col 2 | Row 2 Col 3 |
```

Cell contents can be aligned left, right or centered by padding them with at least two spaces:

```
| left | centered | right |
```

More details can be found at [dokuwiki.org/syntax](http://dokuwiki.org/syntax)